

# VGS PLATE



## PAN HEAD HEX SCREW FOR LIFTING

### ONE SCREW FOR ALL TRANSPORT APPLICATIONS

The specially developed head shape guarantees full compatibility with all screw-based transport and lifting systems (WASP, WASPL, RAPTOR, RAPTOR MINI and RAPTOR MAXI).

### REUSABLE - FOR SUSTAINABLE AND COST-EFFICIENT TRANSPORT

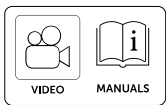

Unlike traditional single-use solutions, this screw is designed for multiple use during transport. The combination of a robust hexagonal head and TORX drive enables screwing and unscrewing without damaging the screw.

### VISUAL SAFETY THROUGH COLOUR CODING

Integrated colour coding allows immediate identification of the screw on site and avoids confusion with non-approved standard timber screws.


### USE IN STRUCTURAL CONNECTIONS

The screw is also certified for permanent metal-to-timber structural connections in buildings. The head is designed for pairing with plates.



DIAMETER [mm]	9	(11)	15
LENGTH [mm]	60	(60)	280
SERVICE CLASS	SC1	SC2	
ATMOSPHERIC CORROSIVITY	C1	C2	
WOOD CORROSIVITY	T1	T2	
MATERIAL	black electrogalvanized carbon steel		

#### METAL-to-TIMBER recommended use:



### FIELDS OF USE

- WASP
- RAPTOR
- RAPTOR MINI
- RAPTOR MAXI

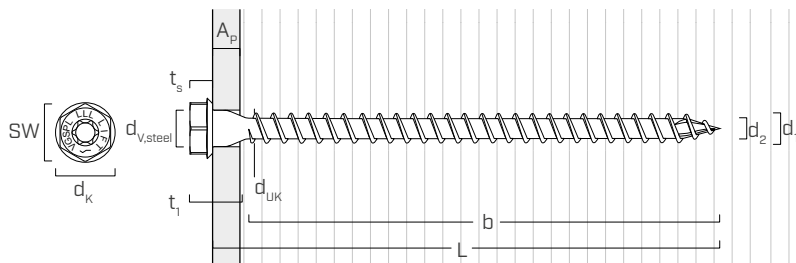
### REUSABLE

The reusability of the screw for transporting timber elements has been thoroughly analysed and tested. To ensure safe use, the instructions for use must be read and understood prior to use.

## CODES AND DIMENSIONS

$d_1$ [mm] [in]	CODE	L [mm]	b [mm]	L [in]	b [in]	pcs
11 0.44 SW17 TX50	VGSP11160	60	50	2 3/8	1 7/8	25
	VGSP11180	80	70	3 1/8	2 11/16	25
	VGSP11100	100	90	4	3 7/16	25
	VGSP11120	120	110	4 3/4	4 1/4	25
	VGSP11140	140	130	5 1/2	5 1/16	25
	VGSP11160	160	150	6 1/4	5 13/16	25
	VGSP11180	180	170	7 1/8	6 5/8	25
	VGSP11200	200	190	8	7 3/8	25
	VGSP11240	240	230	9 1/2	9	25
	VGSP11280	280	270	11	10 9/16	25

## GEOMETRY AND MECHANICAL CHARACTERISTICS



Nominal diameter	$d_1$	[mm]	11	$d_1$	[in]	0.433
Head diameter	$d_K$	[mm]	20,00	$d_K$	[in]	0.787
Internal thread diameter	$d_2$	[mm]	6,60	$d_2$	[in]	0.260
Head thickness	$t_1$	[mm]	19,00	$t_1$	[in]	0.748
Wrench size	SW	-	17	SW	-	-
Hexagonal head thickness	$t_s$	[mm]	5,75	$t_s$	[in]	0.226
Underhead diameter	$d_{UK}$	[mm]	12,00	$d_{UK}$	[in]	0.472
Hole diameter on steel plate	$d_{v,steel}$	[mm]	13,0	$d_{v,steel}$	[in]	1/2
Pre-drilling hole diameter <sup>(1)</sup>	$d_{V,S}$	[mm]	6,0	$d_{V,S}$	[in]	1/4
Pre-drilling hole diameter <sup>(2)</sup>	$d_{V,H}$	[mm]	7,0	$d_{V,H}$	[in]	1/4

<sup>(1)</sup> Pre-drilling valid for softwood.

<sup>(2)</sup> Pre-drilling valid for hardwood and beech LVL.

For detailed load value tables for different applications, refer to the extended technical data sheet for lifting systems at [www.rothoblaas.com](http://www.rothoblaas.com)

### JIG REUSE

- The template, essential for checking and verifying the reusability of lifting screws, enables the identification of screws that can or cannot be reused
- Screws that fail the check (too deformed and/or worn) must be properly disposed of

### CODES AND DIMENSIONS

CODE	description	pcs
JIGREVGSP11	inspection template for reusable screws	1

