

TERRALOCK

CONNECTOR FOR DECKING

INVISIBLE



Completely concealed, guarantees a highly attractive result. Ideal for both decks and façades. Available in metal and plastic.

VENTILATION

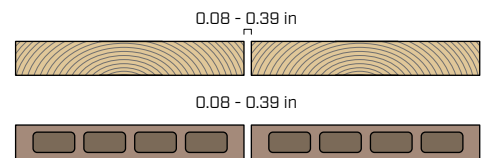
The micro-ventilation under the boards prevents water stagnation, ensuring excellent durability. The larger bearing surface ensures that the substructure is not crushed.

INGENIOUS

Assembly stop for an accurate and simple installation of the fastener. Slotted holes to follow movements of the wood. Allows replacement of individual boards.



BOARDS



FASTENING ON



timber



WPC



aluminium


MATERIAL

Zn
ELECTRO
PLATED

carbon steel with colored anti-rust coating

PA

polyamide/black nylon



FIELDS OF USE

Outdoor use. Fastening of wooden or WPC boards on substructures in timber, WPC or aluminium.

In the case of dimensionally unstable wood, the use of the metal version is recommended.

CODES AND DIMENSIONS

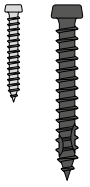
TERRALOCK

CODE	material	B x L x s		pcs
		[mm]	[in]	
TER60ALU	zinc-plated steel	60 x 20 x 8	2.36 x 0.79 x 0.31	100
TER180ALU	zinc-plated steel	180 x 20 x 8	7.09 x 0.79 x 0.31	50
TER60ALUN	zinc-plated steel, black	60 x 20 x 8	2.36 x 0.79 x 0.31	100
TER180ALUN	zinc-plated steel, black	180 x 20 x 8	7.09 x 0.79 x 0.31	50

Upon request also available in A2 | AISI304 stainless steel for quantities over 20.000 pcs. (code **TER60A2** e **TER180A2**).

KKT A4 | AISI316/KKT COLOR

fastening on wood and WPC for TERRALOCK



d ₁	CODE	L		pcs
[mm] [in]		[mm]	[in]	
5 0.20 #11 TX 20	KKTX520A4	20	13/16	200
	KKTX525A4	25	1	200
	KKTX530A4	30	1 3/16	200
	KKTX540A4	40	1 9/16	200
	KKTN540	40	1 9/16	200

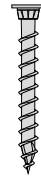
TERRALOCK PP

CODE	material	B x L x s		pcs
		[mm]	[in]	
TER60PPN	black nylon	60 x 20 x 8	2.36 x 0.79 x 0.31	100
TER180PPN	black nylon	180 x 20 x 8	7.09 x 0.79 x 0.31	50

In the case of dimensionally unstable wood, the use of the metal version is recommended.

KKF AISI410

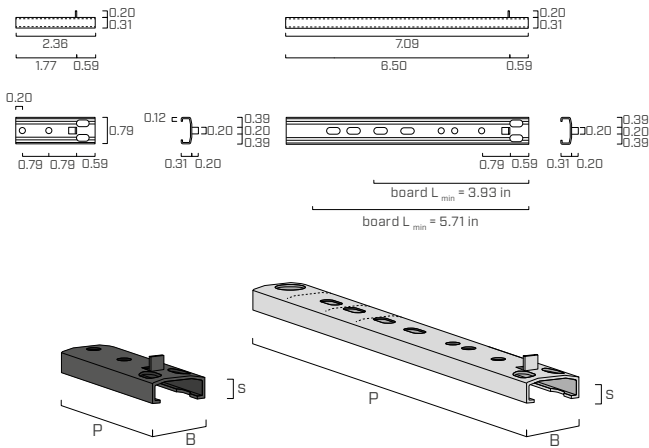
fastening on wood and WPC for TERRALOCK PP



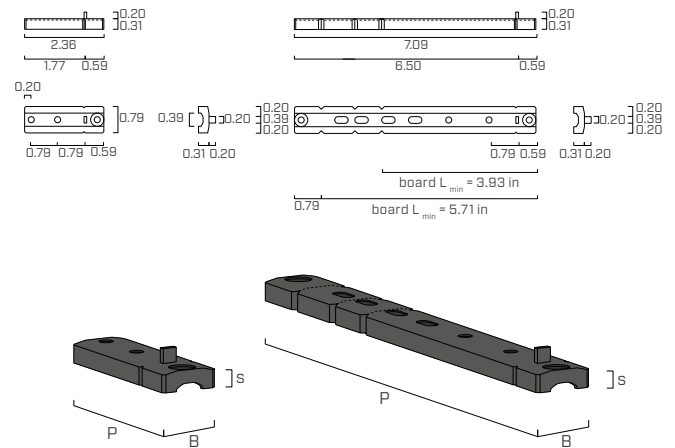
d ₁	CODE	L		pcs
[mm] [in]		[mm]	[in]	
5 0.20 #11 TX 20	KKF4520	20	13/16	200
	KKF4540	40	1 9/16	200

GEOMETRY

TERRALOCK



TERRALOCK PP



TERRALOCK PP

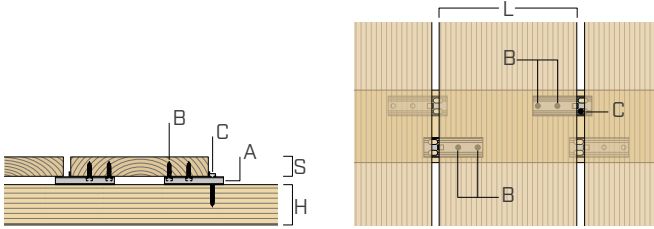
The black nylon version is, ideal for creating patios near aquatic environments. Durability in time guaranteed by microventilation under the boards. Totally concealed fastening.

In the case of dimensionally unstable wood, the use of the metal version is recommended.

CONNECTOR SELECTION

TERRALOCK 60

- A. TERRALOCK 60 fastener: 2pcs
- B. top screws: 4pcs
- C. bottom screws: 1pc

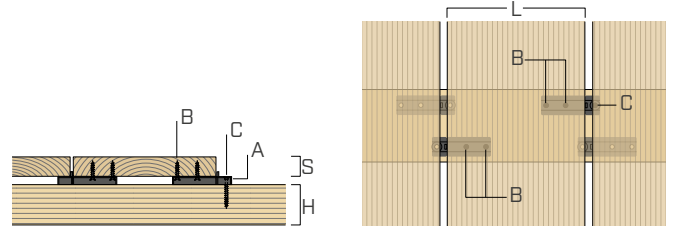


top screw type	minimum board thickness	bottom screw type	minimum joist height
B [in]	S [in]	C [in]	H [in]
KKT520A4	> 0.83	KKT540A4(*)	> 1.57
KKT525A4	> 1.02	KKT550A4(*)	> 1.97
KKT530A4	> 1.22	KKT560A4(*)	> 2.36

(*)Also compatible with other KKT screws of the same sizes.

TERRALOCK PP 60

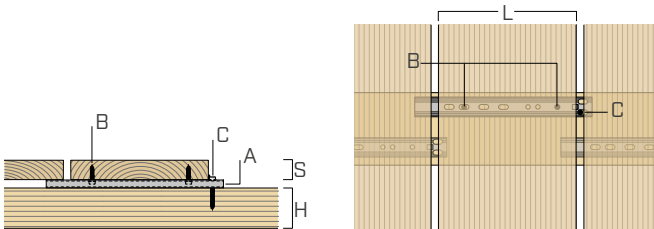
- A. TERRALOCK PP 60 fastener: 2pcs
- B. top screws: 4pcs
- C. bottom screws: 1pc



top screw type	minimum board thickness	bottom screw type	minimum joist height
B [in]	S [in]	C [in]	H [in]
KKF4520	> 0.75	KKF4540	> 1.50

TERRALOCK 180

- A. TERRALOCK 180 fastener: 1pc
- B. top screws: 2pcs
- C. bottom screws: 1pc

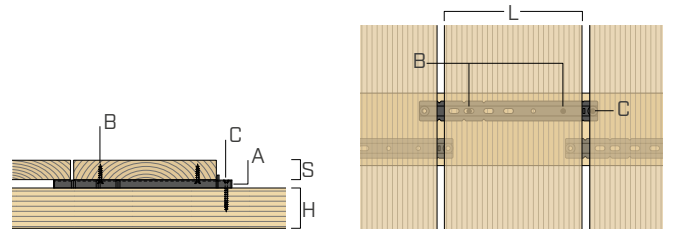


top screw type	minimum board thickness	bottom screw type	minimum joist height
B [in]	S [in]	C [in]	H [in]
KKT520A4	> 0.83	KKT540A4(*)	> 1.57
KKT525A4	> 1.02	KKT550A4(*)	> 1.97
KKT530A4	> 1.22	KKT560A4(*)	> 2.36

(*)Also compatible with other KKT screws of the same sizes.

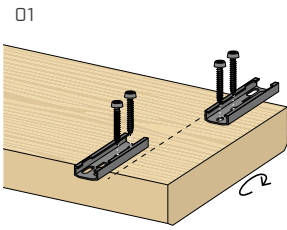
TERRALOCK PP 180

- A. TERRALOCK PP 180 fastener: 1 pc
- B. top screws: 2pcs
- C. bottom screws: 1pc

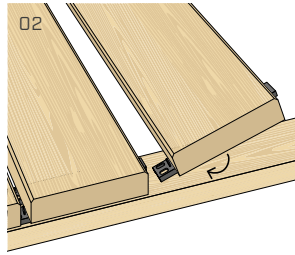


top screw type	minimum board thickness	bottom screw type	minimum joist height
B [in]	S [in]	C [in]	H [in]
KKF4520	> 0.75	KKF4540	> 1.50

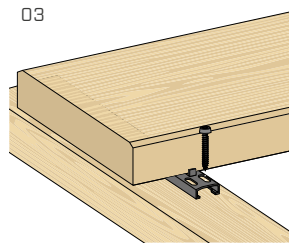
TERRALOCK 60 INSTALLATION



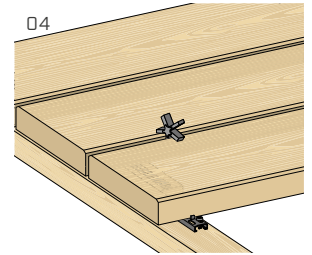
Position two connectors per each fixing node.



Turn the board over and slide it under the previously fastened board fixed to the sub-structure.

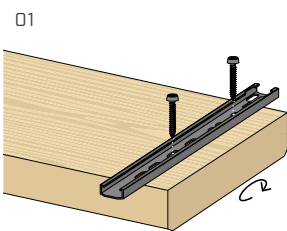


Fix each fastener to the sub-structure by inserting a KKTX screw in one of the two slotted holes.

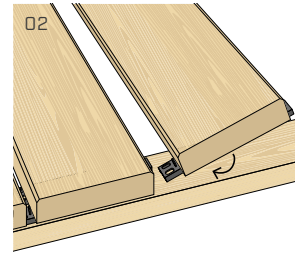


It is recommended to use STAR spacers inserted between the boards.


TERRALOCK 180 INSTALLATION



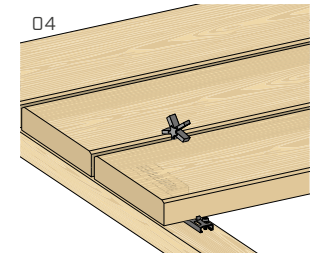
For each board arrange one fastener and fix it by means of two KKTX screws.



Turn the board over and slide it under the previously fastened board fixed to the sub-structure.

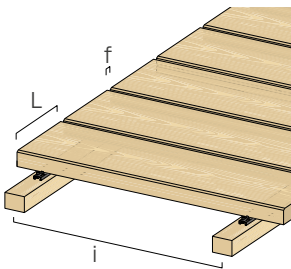


Fix each fastener to the sub-structure by inserting a KKTX screw in one of the two slotted holes.



It is recommended to use STAR spacers inserted between the boards.

CALCULATION EXAMPLE



i = joist spacing | L = board width | f = joint width

TERRALOCK 60

$i = 1.97 \text{ ft}$ | $L = 0.46 \text{ ft}$ | $f = 0.023 \text{ ft}$

$1 \text{ ft}^2 / i / (L + f) \cdot 2 = \text{pcs per ft}^2$

$[1 \text{ ft}^2 / 1.97 \text{ ft} / (0.46 \text{ ft} + 0.023 \text{ ft})] \cdot 2 = 2 \text{ pcs/ft}^2$

+ 4 pcs. top screws type B/ft²

+ 1 pcs. bottom screws type C/ft²

TERRALOCK 180

$i = 1.97 \text{ ft}$ | $L = 0.46 \text{ ft}$ | $f = 0.023 \text{ ft}$

$1 \text{ ft}^2 / i / (L + f) = \text{pcs per ft}^2$

$[1 \text{ ft}^2 / 0.6 \text{ ft} / (0.14 \text{ ft} + 0.007 \text{ ft})] = 12 \text{ pcs/ft}^2$

+ 24 pcs. top screws type B/ft²

+ 1 pcs. bottom screws type C/ft²

DECKS WITH COMPLEX GEOMETRIES

Thanks to its special geometric configuration, the TERRALOCK fastener allows to create decks with complex geometric layouts that will meet any aesthetic requirement. The two slotted holes and optimal positioning of the end stop allow for assembly on inclined substructures.

